

**ACUSON Juniper**  
**Ultrasound System**  
**Everything you need,  
nothing you don't**



# Helping you transform care delivery

Higher patient volumes. Larger patient sizes. Limited diagnostic certainty. In the face of these trending challenges, you need a reliable ultrasound system that can consistently deliver high-quality images across disease states—a system with optimized accessibility, expanded applications, and ease of use.

Created with these needs in mind, the ACUSON Juniper empowers you to image every patient, knowing you have the clinical information necessary for confident decision-making. Small on the outside, yet big on the inside, the system is designed to adapt to your everyday clinical and workflow challenges.


When form and function meet, the result is the ACUSON Juniper, an ultrasound system that is smaller, more powerful, and capable of accommodating virtually all patients.





# The ever growing burden of liver disease

Worldwide **1.9 billion** adults are **overweight\*** and **600 million** are **obese\***.



Ultrasound professionals are faced with a patient population that is increasingly harder to scan. Imaging at greater depths is needed to provide higher levels of diagnostic confidence.

Globally, **liver cirrhosis** has increased by **20 percent** in the last 10 years\*.



Millions of people are at risk of developing liver disease from obesity, alcohol abuse, and Hepatitis. However, patients usually show no symptoms until the very late stages. Using ultrasound as a non-invasive test for liver disease can help assess liver tissue stiffness within minutes.

**Liver biopsies** are costly and carry potential complications.



Non-invasive technologies, such as shear wave elastography, produce instant results and potentially reduce healthcare costs by avoiding possible complications from infections caused by interventional procedures\*\*.

\* World Health Organization (WHO), 2010  
\*\* Franciscus, Alan, 2014. Hepatitis C Support Project, [hcvadvocate.org/hepatitis/factsheets\\_pdf/biopsy.pdf](http://hcvadvocate.org/hepatitis/factsheets_pdf/biopsy.pdf)

# Everything you need, nothing you don't

## Small on the outside, yet big on the inside.


ACUSON Juniper is powered by a completely new platform, designed from the ground up to offer high-fidelity transmit and receive acoustic signals that greatly reduces noise and offers premium image quality and industry leading elasticity solutions.

## Where form and function meet.

Performance comes at no cost to the functional design of the system. ACUSON Juniper offers one of the smallest market footprints in its class, effortless maneuverability, 5 active transducer ports and a simple, intuitive and highly customizable control panel.



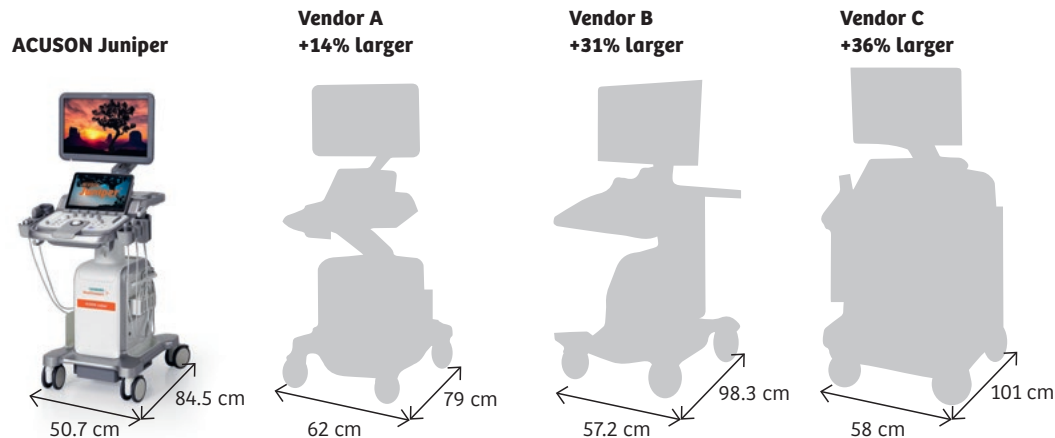
# Where form meets function



# Focus on what matters most

Move easily between exams, patients, and spaces while still benefiting from remarkable system performance with the ACUSON Juniper system. The 6 ports, including 5 active transducer ports and 1 CW port, support multiple clinical applications as you move about your day. Designed with intent, the system adjusts easily to individual working preferences—pull the lightweight system from the front or back as you move between exams, tilt the monitor up or down as needed for your height, or rotate the control panel left or right depending on the patient bed location.

Up to **36% smaller** than other systems in the same class, the **ACUSON Juniper** fits into virtually any hospital room. Weighing **only 76 kg (168 pounds)**, making it one of the lightest and easiest to maneuver Ultrasound system in its class.



## Control Panel

Support greater workflow personalization with a simple, intuitive control panel and tiltable, highly customizable 13.3-inch touch screen. Able to be optimized for space availability, convenience, and user preference, the system's 90° right and left rotation allows flexibility and improved transducer connector positioning.



## The Footprint


ACUSON Juniper offers powerful capabilities in one of the industry's smallest ultrasound systems. Able to fit in virtually any hospital room, the system is up to 36% smaller and weighs an average of 27% less than other systems in its class.



21.5-inch LED monitor highly adjustable transition for optimal ergonomic positioning toward, away and side-to-side.



13.3-inch high resolution tiltable touch panel with rapid response technology, allows for quick and accurate key selection.



90° right and left rotation allows the user the flexibility of choosing the transducer connectors position.



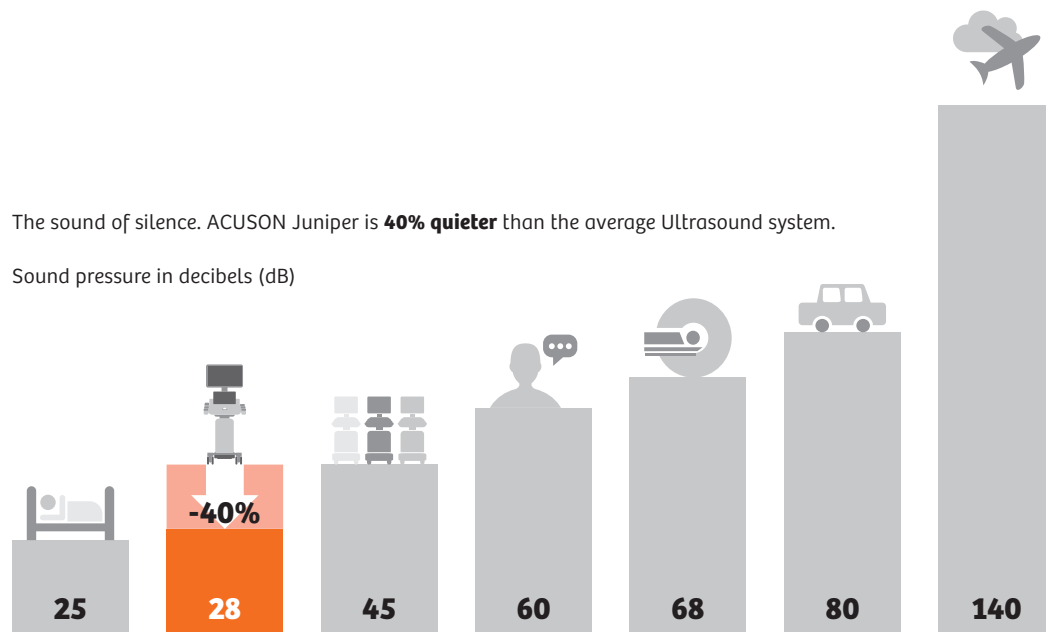
Front and back handle for effortless maneuverability.



Individual Castor lock control on all four wheels.

# Focus on what matters most

Among the quietest ultrasound systems in its class on the market, the ACUSON Juniper allows a comfortable room environment and redefines adaptability, meeting staff preferences with ease so you can focus on what matters most—your patient.



## Design

The control panel supports a clean and sterile environment with its customized disposable skin. Several cable hooks are available to support better cable management and efficiency.



## Body

With 5 active transducer ports and 1 pencil port, the ACUSON Juniper is always ready to scan with little to no setup time. This system is designed for a stress-free environment with a sound pressure of only 28 decibels.





Customized disposable skin keeps the control panel clean and sterile.



Purposeful cable management hooks—several hooks available for a clean, cable free environment.



Everything made with intent, including utilities storage basket, magnetic storage bin, and transducer holders.



Efficient workflow with 5 active transducer ports and 1 CW port.



ECG cable connector, DVD writer and physio port.

# Image every patient

Routinely delivering high-quality care means scanning virtually every patient regardless of their size, weight, or condition. With its clinical versatility and industry-leading tissue elasticity imaging, the ACUSON Juniper enables you to expand your ultrasound clinical and service offerings across virtually all patient and case types.

The system's wide variety of clinical solutions and fast image acquisition can improve diagnostic confidence across all departments, from radiology, interventional radiology, and urology to cardiovascular, orthopedic, and obstetrics/gynecological imaging.



## Transducers

Cover a wide range of clinical needs with 16 transducers that deliver the versatility to expand clinical offerings.



Shared Services Applications



Cardiac Applications



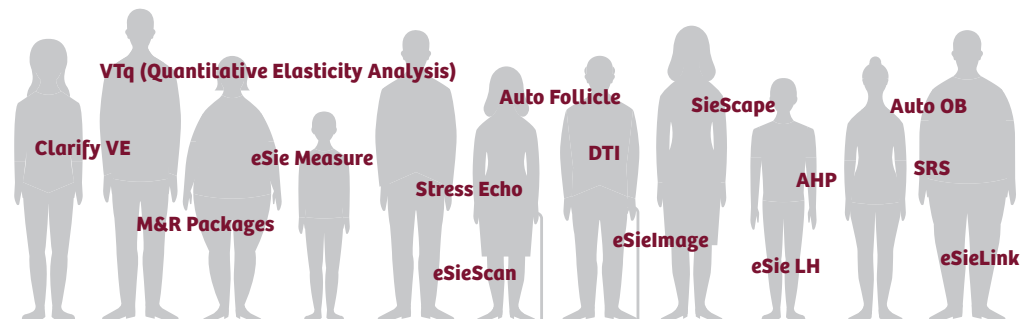
Women's Health Applications



# Image every patient

The ACUSON Juniper delivers consistency and repeatability for your clinical environment by guiding the user on what views are required and what else they need to do to get a complete study. Reduce motion artifacts and noise while simultaneously enhancing color sensitivity with Dynamic Persistence and color Auto Flash Artifact Suppression technologies.

ACUSON Juniper Advanced applications for **maximum productivity and confidence.**



## Color

Improve diagnostic confidence with exceptional color resolution and with improved physiological representation of color while reducing color flash artifact.



## Applications

Offers the ability to measure tissue elasticity imaging with a click of a button using our best-in-class Virtual Touch Quantification and eSie Touch elastography. The system helps to reduce operator variability, improves accuracy and gives greater consistency in reporting through several automated tools.



# Where form meets function

## Functional Performance

- Shear wave elastography imaging
- Comprehensive measurements package
- 16 new transducers to cover all clinical applications
- New front-end, beamformer and back-end engines for improved contrast resolution, plunkability, sensitivity and specificity



### 21.5" LED monitor

Highly adjustable for maximum operator adaptability

### 13.3" touch display

Smart UI for quicker scan settings and protocols

### Lightweight maneuverability

One of the easiest systems to maneuver, weighing only 76 kilos (168 pounds), and with both rear and front handles

### Intuitive control panel

Customizable height, angle and keys

### Purposeful cable management hooks

Several hooks available for a clean, cable free environment

### Multiple transducer ports

Efficient workflow with 5 active transducer ports, 1 pencil cardiac port and 2 physio ports

### Quiet, stress-free environment

Bedroom-like sound level, 40% quieter than average

### Every detail designed to maximize productivity

Multiple storage bins available as well as space for easy installation of peripherals

# Reliable support

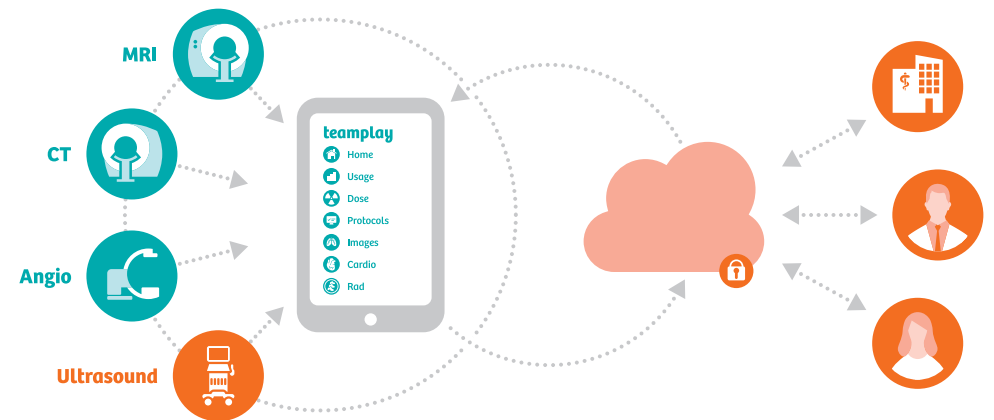
## Service: Remote assistance technology

You need to know that you have access to support when and where you need it. With eSieLink Remote Assistance technology, you get just that so you can work more confidently. eSieLink enables fast problem resolution and overall increased productivity.



## Cloud-based network for imaging fleet management

teamplay is a cloud-based network that brings together healthcare professionals in order to advance medicine and human health as a team effort. Be it an institution, hospital chain, or integrated delivery network, transparency of performance is key to its success. teamwork brings this transparency to the imaging fleet. With its built-in multi-vendor support, it grants instant access<sup>1</sup> to fleet statistics. And more crucially, it empowers healthcare professionals to identify improvement potential on all levels of execution.



<sup>1</sup>Prerequisites include: wireless connection to clinical network, meeting recommended minimum hardware requirements, and adherence to local privacy and security regulations.

The products/features mentioned in this document may not be commercially available in all countries. Due to regulatory reasons their future availability cannot be guaranteed. Please contact your local Siemens Healthineers organization for further details.

Standalone clinical images may have been cropped to better visualize pathology.

ACUSON Juniper, eSieLink, eSie Touch, eSie Left Heart (LH), eSieScan, eSie Measure, Clarify VE, eSieImage, 3-Scape, and Virtual Touch quantification (VTq) are trademarks of Siemens Medical Solutions USA, Inc.

---

**Siemens Healthineers Headquarters**

Siemens Healthcare GmbH  
Henkestr. 127  
91052 Erlangen, Germany  
Phone: +49-9131-84-0  
[siemens.com/healthineers](http://siemens.com/healthineers)

**Legal Manufacturer**

Siemens Medical Solutions USA, Inc.  
Ultrasound  
685 East Middlefield Road  
Mountain View, CA 94043, USA  
Phone: +1-888-826-9702  
[siemens.com/ultrasound](http://siemens.com/ultrasound)